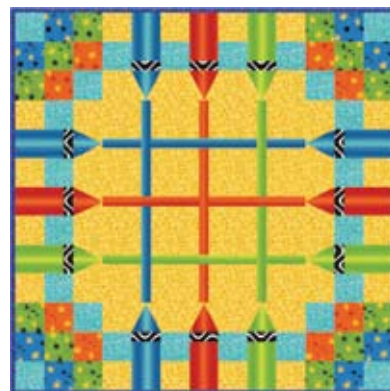











## COLOR ME HAPPY

Featuring Baby Genius from Benartex Fabrics

### To Purchase these Fabrics or Kit

Please visit our online store at [www.toadusew.com](http://www.toadusew.com). If the fabrics or kit is no longer available in our store, a step by step tutorial on searching for fabrics on line is available in Toadtips section of our website:  
<http://www.toadusew.com/toad-treats/toad-tips/>



Fabric Color / Name	SKU	Yardage	Location in Quilt
 Stars Blue, color 1	2305-55	1/4 yard	Nine Patch corners
 Stars Lime, color 2	2305-44	1/3 yard	Nine Patch corners
 Stars Orange, color 3	2305-22	1/4 yard	Nine Patch corners
 Polka Dot Turquoise, color 4	2306-84	2/3 yard	Border, Binding
 Polka Dot Yellow, color 5	2306-33	3/4 yard	Background
 Lime, color 6	2301-44	1/3 yard	Crayon
 Orange, color 7	2301-22	1/3 yard	Crayon
 Blue, color 8	2301-55	1/3 yard	Crayon
 Wavy Black, color 9	2304-99	1/4 yard	Crayon

For the batting and back this project requires | 1/4 yards

## COLOR ME HAPPY

Featuring Dots & Stripes  
by RJR Fabrics

### To Purchase these Fabrics or Kit

Please visit our online store at [www.toadusew.com](http://www.toadusew.com). If the fabrics or kit is no longer available in our store, a step by step tutorial on searching for fabrics on line is available in Toadtips section of our website:  
<http://www.toadusew.com/toad-treats/toad-tips/>

