





Chloe Anderson 850 499 4223
 Colleen Reale 850 529 5796
 8668 Navarre Pkwy #370
 Navarre FL 32566
 www.toadusew.com
 info@toadusew.com





Traditional Designs, Redefined

DREAM CATCHER SKU & Kit Cutting Information





SKU numbers provided are for Benartex Fabrics



Pink Version

| Line / Color | SKU | Yardage | Location in Quilt |
|------------------------------------------------------------------------------------------------------------|---------|------------|----------------------|
|  Gradations Red Rose | 2046-26 | 1 1/4 yard | Outer Grade |
|  Gradations Olive Ochre | 2046-43 | 3/4 yards | Inner Grade |
|  Opulence Fuchsia Orange | 1781-88 | one marble | Center |
|  Prisma Glass Ruby | 372-10 | 1 yard | Outer Grade, Binding |

Rainbow Version

| Line / Color | SKU | Yardage | Location in Quilt |
|--------------------------------------------------------------------------------------------------------------|---------|------------|----------------------|
|  Gradations Rainbow | 2046-11 | 1 1/4 yard | Outer Grade |
|  Gradations Persian Turqu. | 2046-54 | 3/4 yards | Inner Grade |
|  Opulence M. Marble Blue | 1781-55 | one marble | Center |
|  Cobalt | 2045-51 | 1 yard | Outer Grade, Binding |

For the batting and back this project requires 1 1/4 yards

The above yardages account for waste (shrinkage and truing up). If you have questions about how yardage is calculated for Toadusew patterns, please contact Colleen Reale