





Chloe Anderson 850 499 4223
 Colleen Reale 850 529 5796
 8668 Navarre Pkwy #370
 Navarre FL 32566
 www.toadusew.com
 info@toadusew.com







Traditional Designs, Redefined

CRESCENDO SKU & Kit Cutting Information







SKU numbers provided are for Benartex Fabrics



Autumn Crescendo

Line / Color	SKU	Yardage	Location in Quilt
 Gradations Autumn	2046-38	1 yard	Bargello Center
 Blush Espresso	2045-76	3/4 yards	First Border/Binding
 Blush Marigold	2045-35	1/4 yards	Second Border
 Blush Cabernet	2045-86	3/8 yards	Third Border
 Blush Rouge	2045-87	1/2 yards	Forth Border
 Blush Rust	2046-79	1/2 yards	Final Border

Blue Fossilized Crescendo

Line / Color	SKU	Yardage	Location in Quilt
 Gradations Lapis Sun.	2046-53	1 yard	Bargello Center
 Fossil Fern Blue Bell	528-R	3/4 yards	First Border/Binding
 Fossil Fern Brill. Yellow	528-74	1/4 yards	Second Border
 Fossil Fern Lime Aide	528-75	3/8 yards	Third Border
 Fossil Fern Grass Green	528-76	1/2 yards	Forth Border
 Fossil Fern Blue Lagoon	528-80	1/2 yards	Final Border

For the batting and back this project requires 1 1/4 yards

The above yardages account for waste (shrinkage and truing up). If you have questions about how yardage is calculated for Toadusew patterns, please contact Colleen Reale